

TABLE OF CONTENTS

3/16/2021

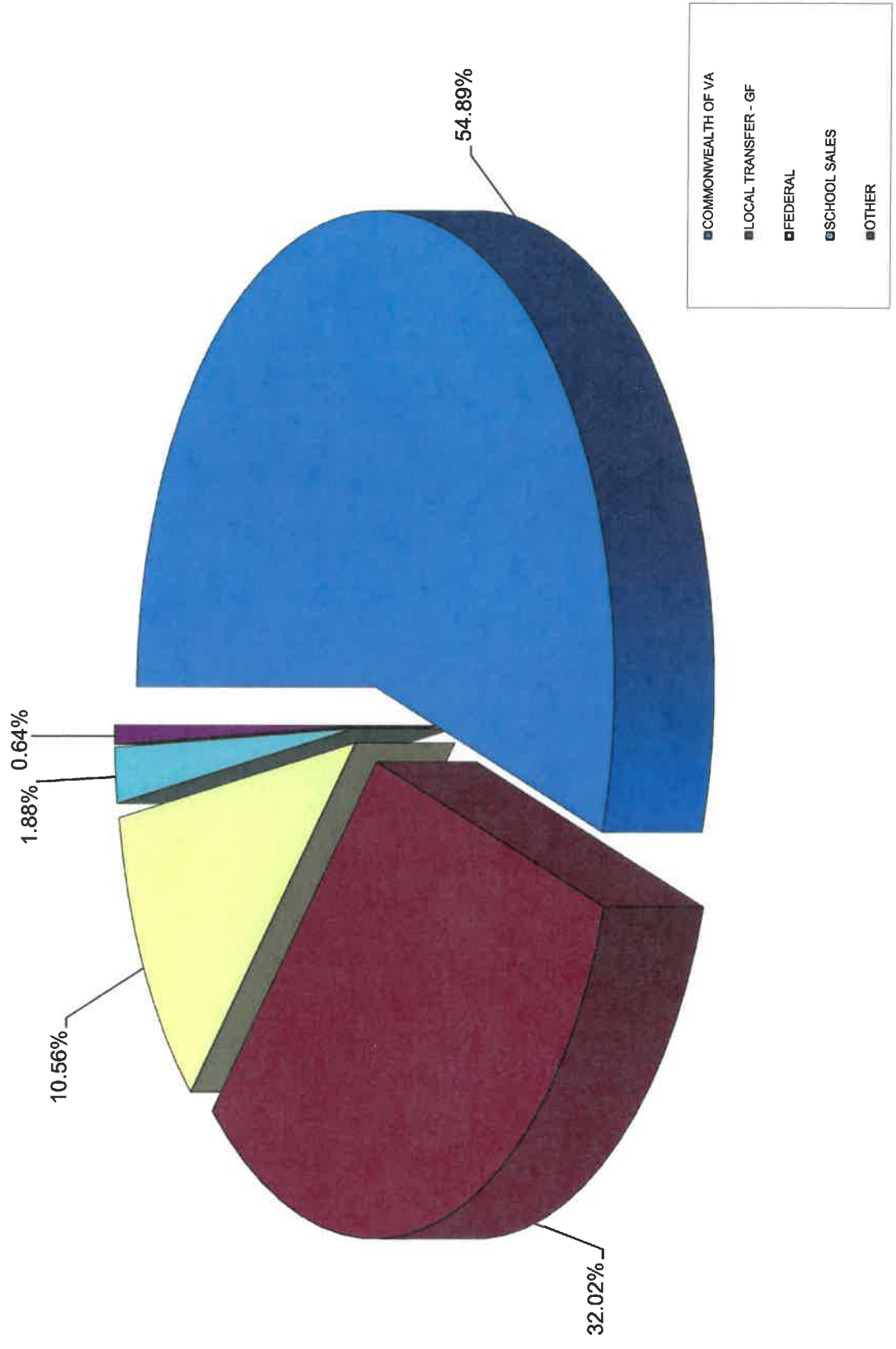
Table of Contents	1
Summaries	
Summary - All Funds - Revenue Budget	2
Pie Chart - All Funds - Revenue Sources	3
Pie Chart - Operating Fund - Revenue Sources	4
Bar Chart - Operating Revenue Trend	5
Summary - All Funds - Expenditure Budget	6
Pie Chart - Operating Fund - Expenditure Budget	7
Pie Charts - Salaries and Fringes as percent of total budget	8
Pie Charts - Other Operating Expenditure Breakdown	9
Operating Fund Expenditures	
Summary of Expenditures - All Major Categories	10
Instruction Category	
Summary of Expenditures	11
Detail of Expenditures	12-58
School Allotments	59
Administration Category	
Summary of Expenditures	60
Detail of Expenditures	61-62
Transportation Category	
Summary of Expenditures	63
Detail of Expenditures	64-65
Capital Leases - School Buses	66-67
Maintenance Category	
Summary of Expenditures	68
Detail of Expenditures	69-70
Facilities Category	
Summary of Expenditures	71
Detail of Expenditures	72
TECHNOLOGY Category	
Summary of Expenditures	73
Detail of Expenditures	74-78
Operating Fund Revenues	
Summary of Revenues	79
Detail of Revenues	80-82
State Worksheet for County	
Nutrition Fund	
Summary of Expenditures	83
Detail of Expenditures	84-88
Summary of Revenues	89
Detail of Revenues	90
Textbook Fund	
Summary of Expenditures	91
Detail of Expenditures	92
Summary of Revenues	93
Detail of Revenues	94
School Maintenance Projects Fund	
Summary of Expenditures	95
Detail of Expenditures	96
Summary of Revenues	97
Detail of Revenues	98

BEDFORD COUNTY SCHOOL BOARD
REVENUE BUDGET REQUEST
2021 - 2022

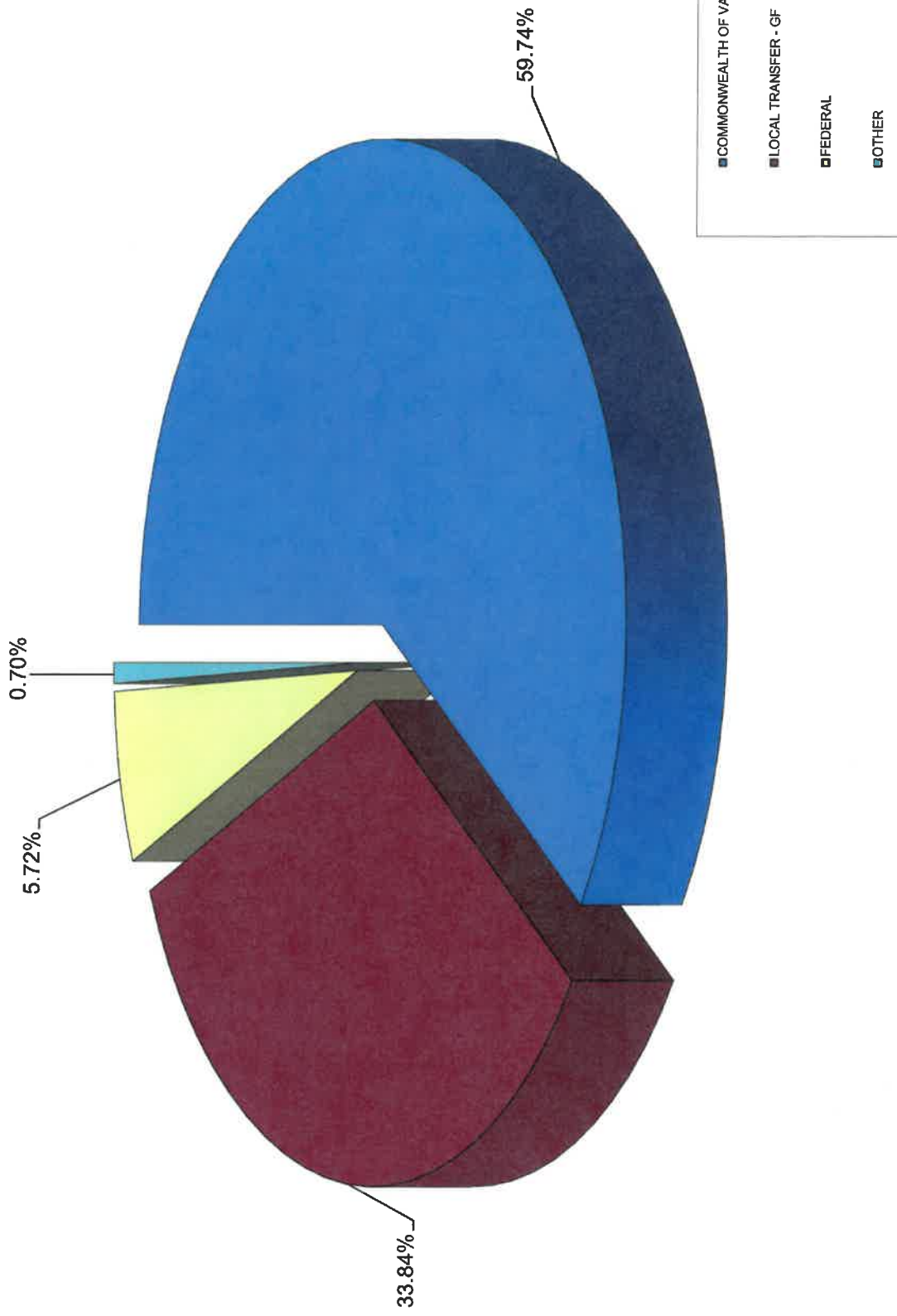
3/16/2021

REVENUE SOURCE	2019-2020 ACTUAL	2020-2021 BUDGET	2021-2022 Approved	\$ DIFFERENCE	% DIFFERENCE
OTHER	842,122	750,000	750,000	-	0.00%
COMMONWEALTH OF VA	60,362,541	62,300,853	64,247,838	1,946,985	3.13%
FEDERAL	4,636,900	5,020,013	6,152,388	1,132,375	22.56%
LOCAL TRANSFER - GF	36,318,817	36,393,028	36,393,028	-	0.00%
TOTAL OPERATING FUND	102,160,380	104,463,894	107,543,254	3,079,360	2.95%
MAINT CONTINGENCY RESERVE					
OTHER	-	-	-	-	NA
LOCAL TRANSFER	131,796	-	1,500,000	1,500,000	#DIV/0!
FEDERAL	-	-	2,000,000	2,000,000	#DIV/0!
COMMONWEALTH	-	228,354	-	(228,354)	NA
TOTAL SCHOOL MAINT PROJECTS	131,796	228,354	3,500,000	3,271,646	1432.71%
TEXTBOOK FUND					
OTHER	1,241	-	-	-	NA
COMMONWEALTH	466,849	504,877	653,443	148,566	29.43%
FEDERAL	-	-	2,000,000	2,000,000	#DIV/0!
LOCAL TRANSFER	-	-	-	-	NA
TOTAL TEXTBOOK FUND	468,090	504,877	2,653,443	2,148,566	425.56%
SCHOOL NUTRITION					
COMMONWEALTH	59,950	50,376	50,376	-	0.00%
FEDERAL	2,805,117	2,240,000	2,342,410	102,410	4.57%
SCHOOL SALES	1,542,746	2,229,577	2,229,577	-	0.00%
INTEREST INCOME	6,792	7,000	7,000	-	0.00%
TOTAL NUTRITION FUND	4,414,605	4,526,953	4,629,363	102,410	2.26%
GRAND TOTAL	107,174,871	109,724,080	118,326,060	8,601,982	7.84%
Total State Revenue	60,889,340	63,084,460	64,951,657	1,867,197	2.96%
Total Federal Revenue	7,442,017	7,260,013	12,494,798	5,234,785	72.10%
Total Other Revenue	2,392,901	2,986,577	2,986,577	-	0.00%
Total Local Funds	36,450,612	36,393,028	37,893,028	1,500,000	4.12%
Grand Total	107,174,871	109,724,078	118,326,060	8,601,982	7.84%

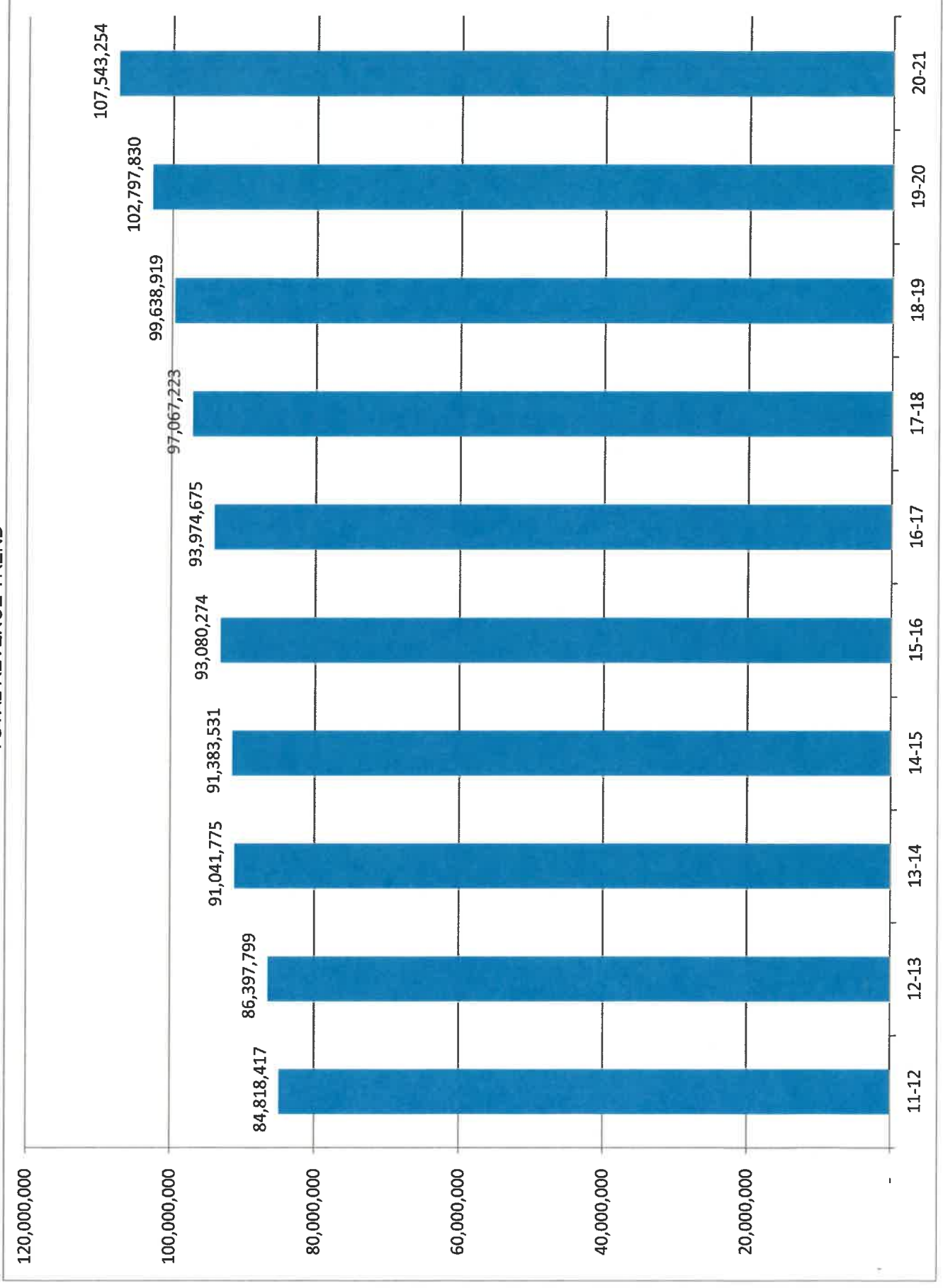
BEDFORD COUNTY SCHOOL BOARD
TOTAL BUDGET - REVENUE SOURCES
2021 - 2022



BEDFORD COUNTY SCHOOL BOARD
OPERATING BUDGET - REVENUE SOURCES
2021 - 2022



BEDFORD COUNTY SCHOOL BOARD
OPERATING FUND
TOTAL REVENUE TREND

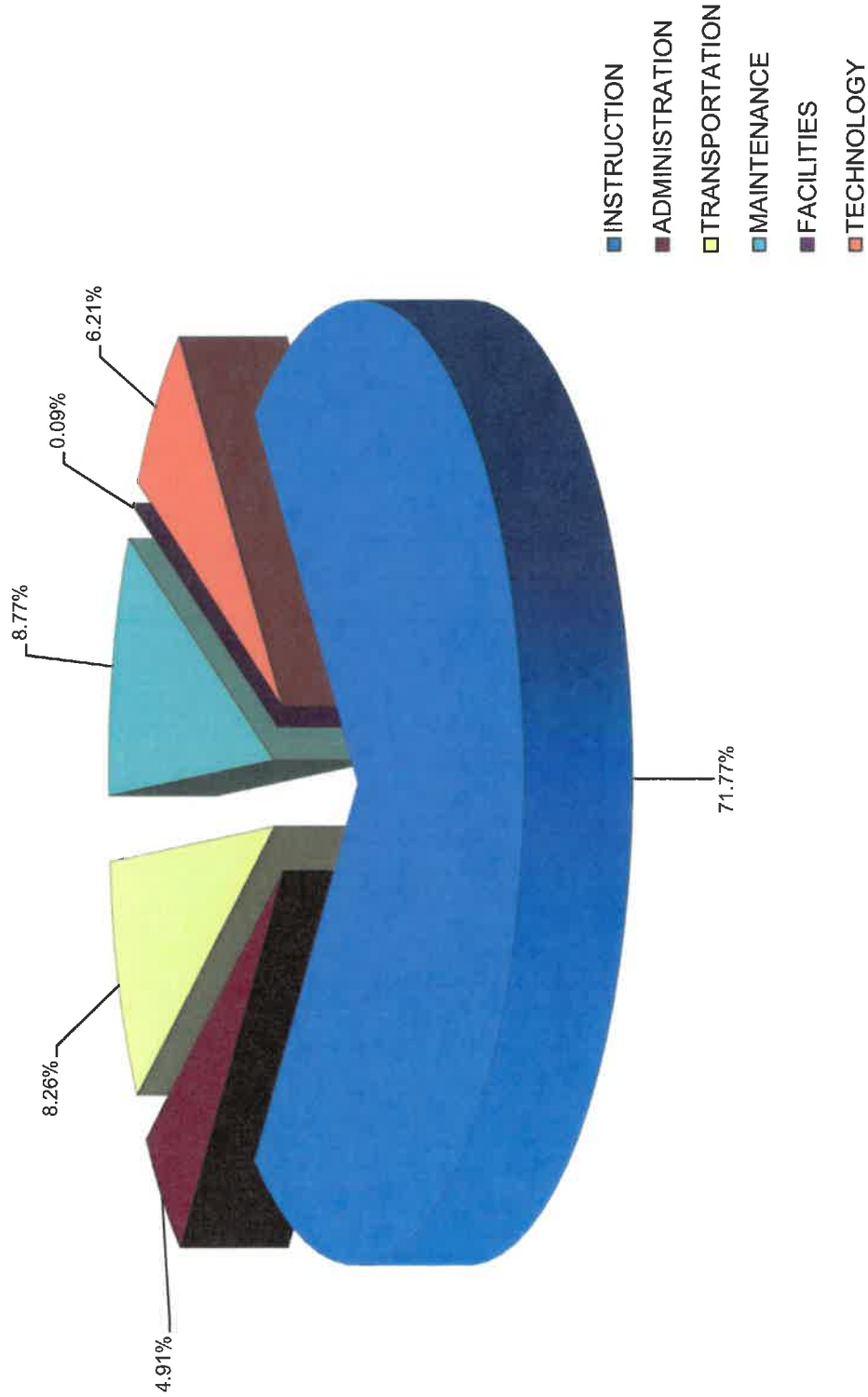


BEDFORD COUNTY SCHOOL BOARD
EXPENDITURE BUDGET
2021-2022

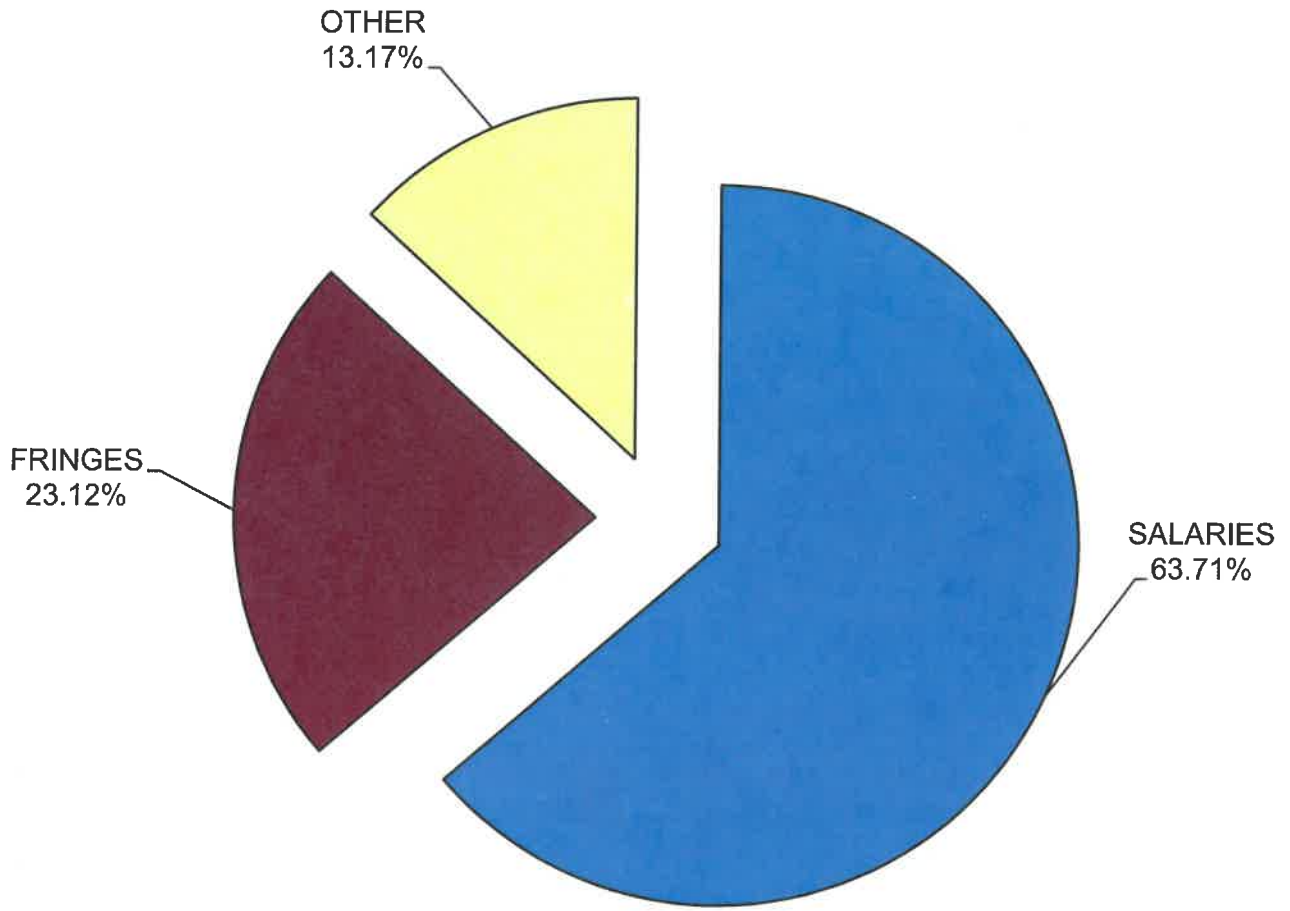
3/16/2021

MAJOR CATEGORY/FUND	2019-2020 ACTUAL	2020-2021 BUDGET	2021-2022 Approved	\$ INCREASE	% INCREASE
INSTRUCTION	73,845,740	75,389,379	77,178,889	1,789,510	2.37%
ADMINISTRATION	4,186,828	4,407,619	5,279,907	872,288.00	19.79%
TRANSPORTATION	8,507,895	8,981,629	8,881,244	(100,385)	-1.12%
MAINTENANCE	9,238,117	9,174,098	9,436,389	262,291	2.86%
FACILITIES	75,065	92,200	92,200	-	0.00%
TECHNOLOGY	6,300,390	6,418,969	6,674,625	255,656	3.98%
TOTAL OPERATING FUND	102,154,035	104,463,894	107,543,254	3,079,360	2.95%
SCHOOL NUTRITION FUND	4,396,507	4,526,953	4,629,363	102,410	2.26%
TEXTBOOK FUND	1,216,018	504,877	2,653,443	2,148,566	425.56%
MAINT CONTINGENCY RESERVE	158,670	228,354	3,500,000	3,271,646	1432.71%
GRAND TOTAL	107,925,230	109,724,078	118,326,060	8,601,982	7.84%

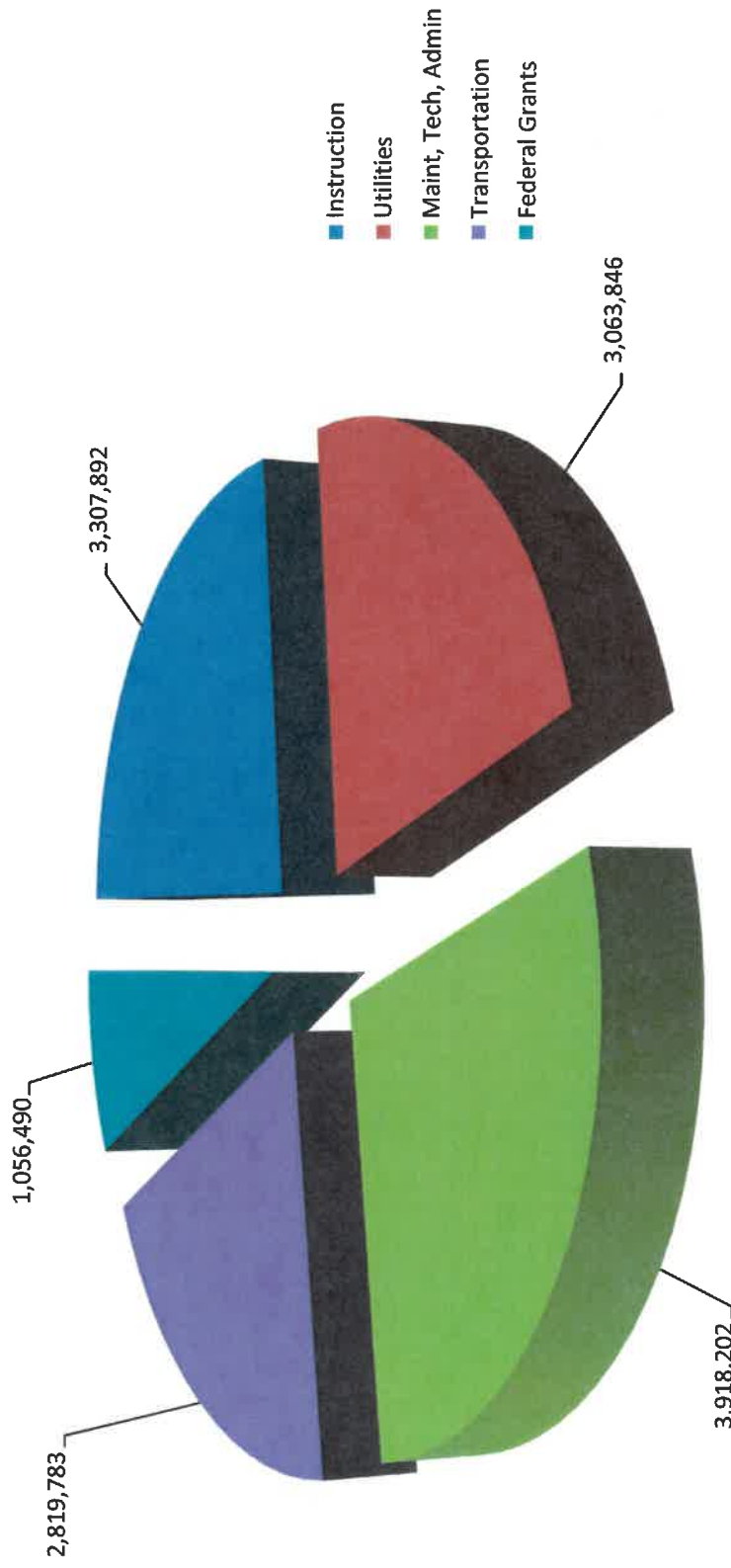
BEDFORD COUNTY PUBLIC SCHOOLS
 OPERATING FUND - MAJOR CATEGORY EXPENDITURES
 2021-2022



BEDFORD COUNTY SCHOOL BOARD
2021-2022 OPERATING BUDGET
SALARIES AND FRINGES - PERCENT OF BUDGET



BEDFORD COUNTY PUBLIC SCHOOLS
 2021-2022 OPERATING BUDGET
 OTHER EXPENDITURES - (Excludes Salaries Fringes)



BEDFORD COUNTY SCHOOL BOARD
 OPERATING FUND - EXPENDITURES
 2021-2022

3/16/2021

MAJOR CATEGORY/FUND	2019-2020 ACTUAL	2020-2021 BUDGET	2021-2022 Approved	\$ INCREASE	% INCREASE
INSTRUCTION	73,845,740	75,389,379	77,178,889	1,789,510	2.37%
ADMINISTRATION	4,186,828	4,407,619	5,279,907	872,288	19.79%
TRANSPORTATION	8,507,895	8,981,629	8,881,244	(100,385)	-1.12%
MAINTENANCE	9,238,117	9,174,098	9,436,389	262,291	2.86%
FACILITIES	75,065	92,200	92,200	-	0.00%
TECHNOLOGY	6,300,390	6,418,969	6,674,625	255,656	3.98%
TOTAL OPERATING FUND	102,154,035	104,463,894	107,543,254	3,079,360	2.95%